

SALES & SERVICE:
A Tech Authority, Inc.
 13745 Stockton Ave.
 Chino CA 91710
 909-614-4522
 sales@atechauthority.com



The Mx200

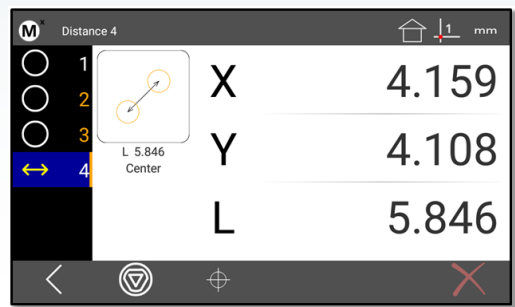
-A *simple* and innovative readout solution for today's metrology marketplace.

*Supporting Keypad and Touchscreen control.

*Ideal for Optical Comparators, Measuring Microscopes, or any Metrology device requiring encoder supported measurement.

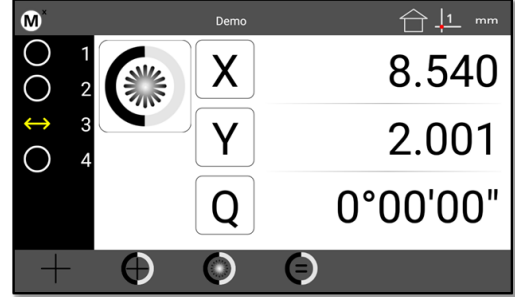
- Clean, Intuitive Design**

Combining a familiar user experience with current touchscreen conventions, the Mx200 readout can quickly be integrated into your process while being accessible to a wide range of users.



- Optical Edge and Crosshair Probes**

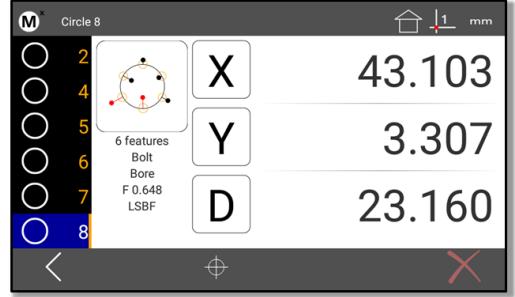
Available for both Optical Edge and Crosshair only measurement systems the Mx200 probing options are simple and intuitive. The exclusive EdgeLogic™ feature enables gesture driven control of start and end measurement commands, alleviating the need to interact with the DRO directly. Just cross the same edge twice to start and end measurements!



- Features and Constructions**

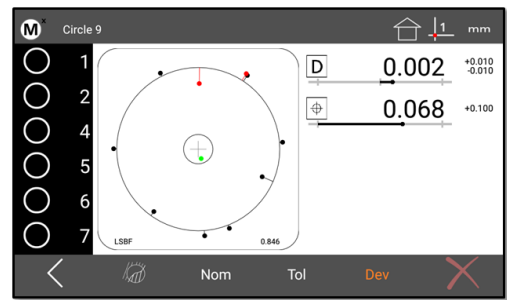
Supporting industry standard feature measurement and popular construction types. Toggle feature construction sub-types quickly with the change feature type button.

- Intersections
- Bolt Circle
- Farthest Distance
- Perpendicular Lines
- Mid/Center Point
- Shortest Distance
- Angle Compliments
- Gage Circle/Line
- End Point
- Tangent Line

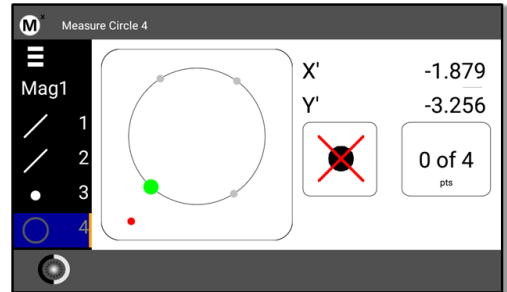


- ## Geometric Tolerancing and Part Programming

Apply popular geometric tolerance controls to measured and constructed features using the industry leading Metlogix tolerance system. Apply nominal and tolerance limits quickly, and view results accurately, in the large and easy to read data views.



- Record inspection routines for simple playback of measurements, tolerance controls, and data handling and printing steps.



- ## Report, Print, and Export

Choose from one of three report formats; CSV, Standard, or Tolerance. Report contents can include a report title, time and date stamps, and all feature measurement result data. Reports can be printed as hard copies to standard Windows compatible printers, or exported as PDF or CSV data files.

Export choices include:

- Paper Printer(USB, Wifi, Bluetooth)
- Save to file(USB)
- RS232 Output

Name	Coef	Nominal	Actual	Tol-	Tol+	Deviation	Tendency
Line 2	Y	22.394	14.312				
Line 2	θ	82°15'44"	73°18'03"				
Point 3	X	0.000	0.000				
Point 3	Y	0.000	0.000				
Circle 4	X	79.960	79.964	-0.002	0.002	0.004	→
Circle 4	Y	36.950	36.948	-0.002	0.002	-0.002	←
Circle 4	D	4.670	4.667	-0.002	0.002	-0.003	←
Circle 5	X	80.490	80.492	-0.010	0.010	0.002	→
Circle 5	Y	47.970	47.965	-0.010	0.010	-0.005	←
Circle 5	D	3.970	3.965	-0.010	0.010	-0.005	←
Circle 6	X	91.179	91.179				

- ## Measuring Machine Integration

Ask your MetLogix representative about the wide variety of encoder interface technologies and other hardware supported in the Mx200 Digital Readout.


- ## Support for All Current "Industry Standard" Software Stage Calibration Methodologies

Robust and reliable machine calibration can be achieved using popular machine correction methods including Linear Error Correction(LEC), Segmented Linear Correction(SLEC), Non-Linear Error Correction(NLEC), and squareness correction.



- Robust and shop hardened digital readout**

A sealed rubber keypad and durable powder coated enclosure provide lasting performance and trouble free operation in a variety of shop and laboratory conditions.



- Mx200 Specifications:**

Display: 7" Color 1024 X 600 LCD, with an LED backlit capacitive touch screen.

Power: Power supply(included): 100-240VAC, 50/60Hz, 0.8A.
Power Input to Mx200: 12V.

Agency Approvals: CE

DRO Dimensions: 286mm wide x 51mm deep x 162 mm high

DRO Baseplate Dimensions: 120mm wide x 125mm deep x 9.5mm high

Mounting Options:

OEM mount: Two Riser Blocks providing up to 4 distinct viewing angles, using (2) M6 threaded holes, spaced 38mm.

RAM ball mount: One Riser Block with 1.5" RAM Ball.

Base plate: Base Plate with two Riser Blocks providing up to 4 distinct viewing angles from the base.

MetLogix Mx Series Features Matrix

	Mx100	Mx200
Optical Edge Detection		■
Video Edge Detection		
Advanced Video Probe Group		
Field of View Functions		
Superimage Frame Stitching		
Geometric Functions		■
Graphic-Based Constructions		■
Multi-UCS Datuming		
Tolerancing		■
Data Export and Reporting	■	■
Part Programming and Playback		■
User Account Control		
Part View Display		
Feature Annotation		
Video Image Archiving		
Image Markup		
Multi-Language Support	■	■
XY, XYZ or XYQ Axis Support	■	■
Touchprobe/3D Option		

SALES & SERVICE:

A Tech Authority, Inc.
13745 Stockton Ave.
Chino CA 91710
909-614-4522
sales@atechauthority.com

EdgeLogic is a trademark of MetLogix, Inc.

Part number 16010-00
July 2019
© Copyright 2019
All rights reserved. MetLogix, Inc.



175 Canal Street, Suite 503 Manchester, NH 03101 USA

■ Tel: 603.836.4452 ■ Fax: 603.369.6499 ■ Email: support@metlogix.com ■ Web: www.metlogix.com